

2023 annual report to the Community

Ridgehaven Primary School and Ridgehaven Child Parent Centre

Ridgehaven Primary School number: 1051

Ridgehaven Child Parent Centre number: 1617

Partnership: Tea Tree Gully



School principal:

Martin Woodcock

Date of endorsement:

20/4/24



Government
of South Australia
Department for Education

Context Statement

Ridgehaven Primary School caters for students from R-6. At the time of this report, the enrolment in 2023 is 218. Ridgehaven Primary School is classified as Category 6 on the Department for Education Index of Educational Disadvantage. At the time of this report, the school population includes 6% Aboriginal students, 15% students with disabilities, 1% students with English as an additional language or dialect (EALD) funded background. Further information about the school is available on the school's website (including its context statement), as well as the My School website.

Information about Ridgehaven Child Parent Centre is available on the centres website, as well as the Australian Childrens Education and Care Quality Authority (ACECQA) website.

Governing Council Report

2023 was an extremely busy and successful school year. We are very fortunate to be able to volunteer on a Governing Council at a school with such wonderful staff, community and students. Our commitment to fundraising resulted in almost \$9000 being raised for the school, not including the time and materials donated by our community beyond this. Fundraising has been led by Nat and Sally, but in the absence of a formalised committee, all of GC have been involved. Of note, volunteer and staff contributions to the Referendum BBQ which was outside of school hours. Our end of year concert was a huge success – most sausages ever sold! Fundraising is re-invested into the school, for improvements and events. Work on the canteen upgrade was delayed due to asbestos, but we are pleased this is nearing completion. The ongoing work from the Reconciliation Action Plan (RAP) saw the mural by artist Scott Rathman completed, and it is a wonderful addition to the school.

OSHC, again led by our extraordinary Director Kerri had an extremely successful year, and 2023 saw the appointment of Lachlan as an administration assistant to both provide coverage for the service, and then, appointment as Assistant Director commencing in 2024. This has been a long-standing goal of GC to make certain that our Director's workload is balanced, and that the service is positioned to address challenges that may arise in the future. A long overdue upgrade of the OSHC Office was completed, including new furniture, as well as replacement of doors that were not fit for purpose. OSHC staff worked hard on the adjustment of policies and procedures to see the service successfully meet stringent accreditation requirements.

Policies across the school were updated, and our new Anti-Bias and Inclusion policy, suggested by the RAP committee in 2022 was ratified by GC during the year.

We would like to thank retiring members, Belinda and Lauren for their contributions to Governing Council over the past few years. A special thanks to Lyn, our retiring Finance Officer whose hard work and commitment to the school community was valued and will be missed – the school is in safe hands with Kylie's financial expertise. We commend their immense hard work in overseeing the transition of the school to EMS, a difficult progress that required lots of engagement with the Department.

Thank you also, to Sara Scott for her ongoing collaboration and leadership, and to Martin Woodcock for excellent work as Acting Principal. GC hosted our annual celebration and thanks to teachers by providing a morning tea near World Teacher's Day, thank you to GC for your time and donations of food and drinks.

Exploration into upgrading our website remains a work in progress, and this process has begun with the migration of our website across to the Education Department – it is our hope that this will result in the capacity for easier updates for school staff.


The website, and community communication and engagement remain a priority for Governing Council as well as a complete audit of policies across the school year – making certain we are aligned with updated Department policies. It is our hope, now that the kitchen facilities have been upgraded, to implement a permanent Breakfast Club, and to see how volunteers can better scaffold school events for ongoing community engagement.

Performance Summary

NAPLAN Proficiency

In 2023, the Australian Curriculum, Assessment and Reporting Authority (ACARA) - a Commonwealth Independent statutory authority - announced changes to NAPLAN performance reporting. This new way of reporting by ACARA that NAPLAN results from 2023 will not be comparable to previous years. The new approach replaces the previous numerical NAPLAN bands and the national minimum standard.

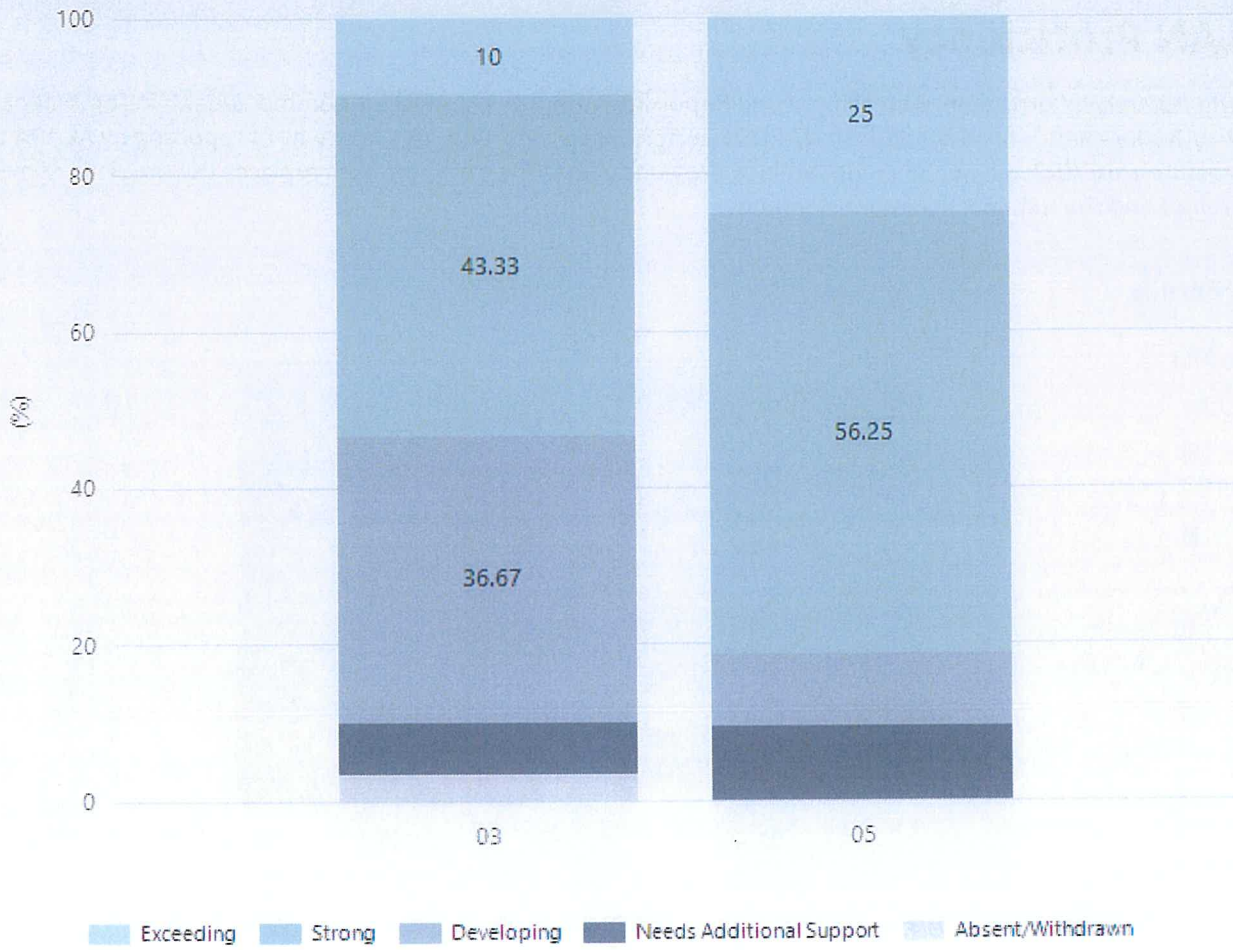
Numeracy



Year Level	03	05
Exceeding	1	3
Strong	15	20
Developing	9	7
Needs Additional Support	4	2
Absent/Withdrawn	1	
Total	30	32

Data Source: Department for Education Assessment Data Holdings, 2023. When there are less than six students in a cohort, no data is supplied.

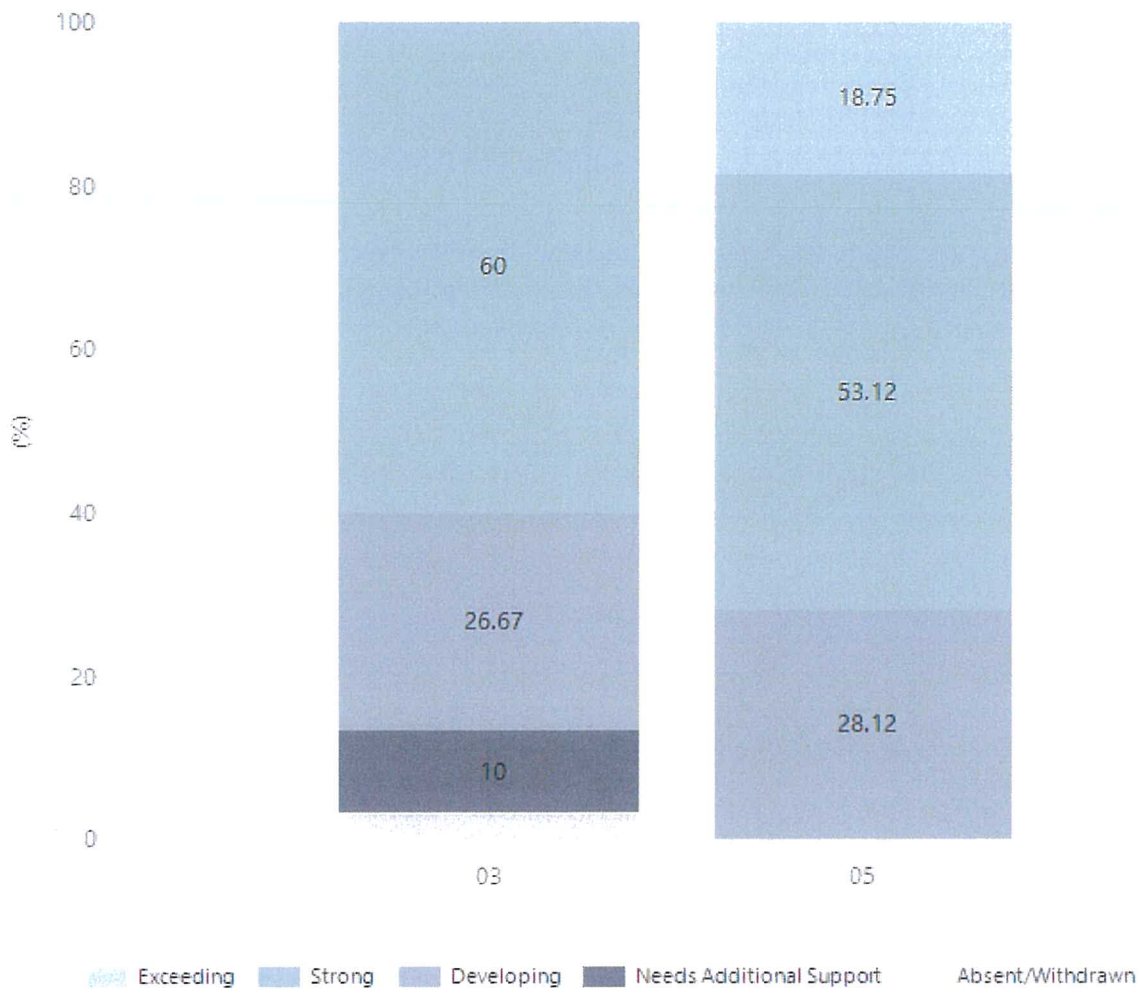
Reading



Year Level	03	05
Exceeding	3	8
Strong	13	18
Developing	11	3
Needs Additional Support	2	3
Absent/Withdrawn	1	
Total	30	32

Data Source: Department for Education Assessment Data Holdings, 2023. When there are less than six students in a cohort, no data is supplied.

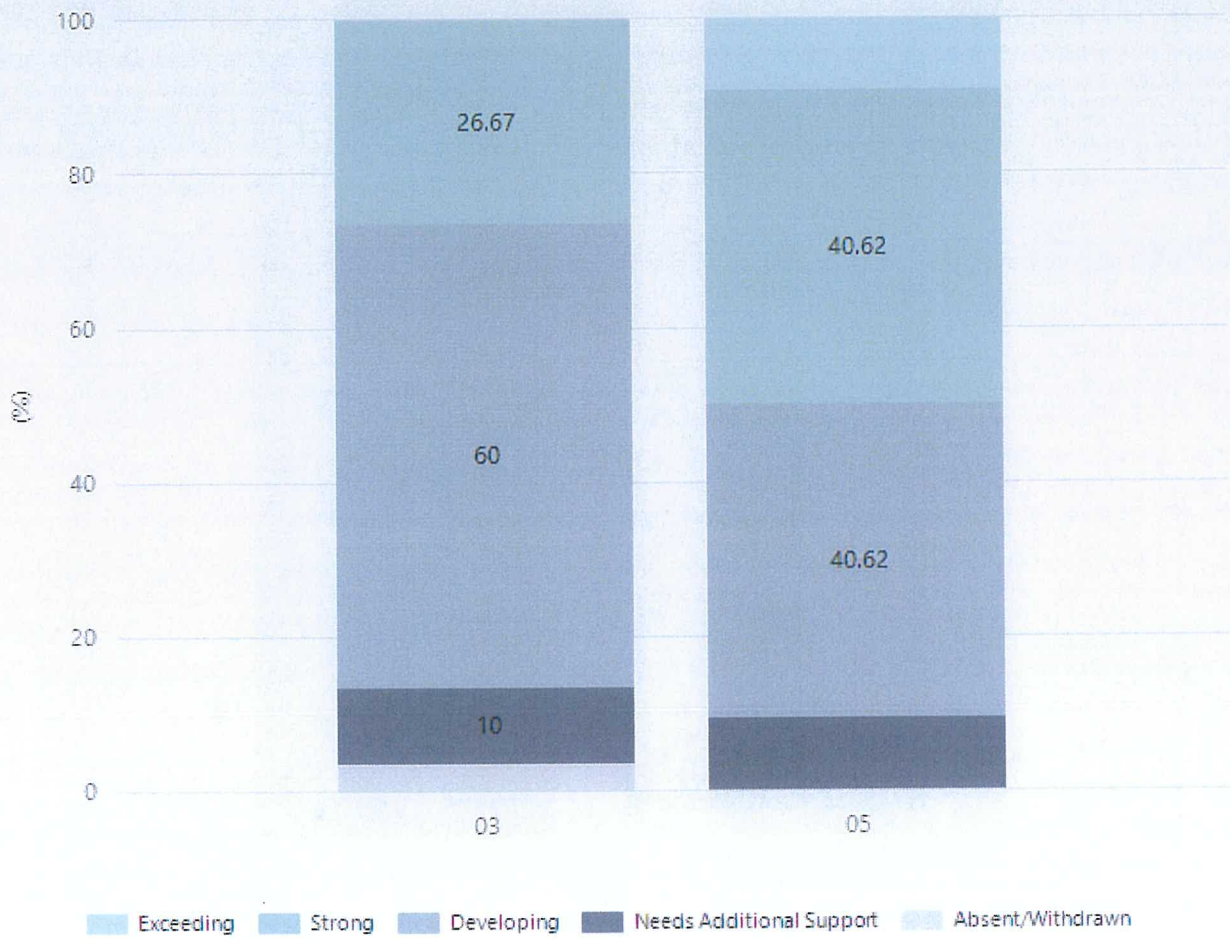
Writing



Year Level	03	05
Exceeding		6
Strong	18	17
Developing	8	9
Needs Additional Support	3	
Absent/Withdrawn	1	
Total	30	32

Data Source: Department for Education Assessment Data Holdings, 2023. When there are less than six students in a cohort, no data is supplied.

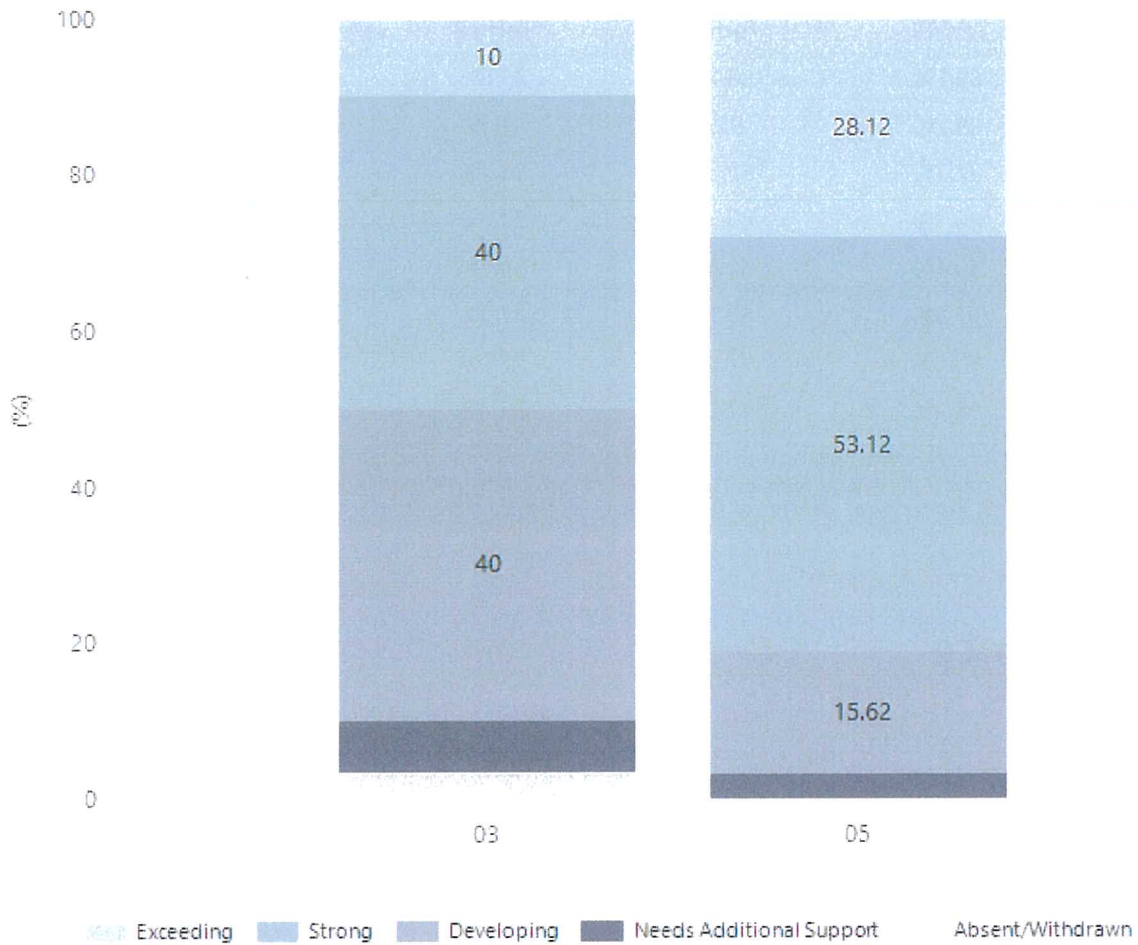
Grammar



Year Level	03	05
Exceeding		3
Strong	8	13
Developing	18	13
Needs Additional Support	3	3
Absent/Withdrawn	1	
Total	30	32

Data Source: Department for Education Assessment Data Holdings, 2023. When there are less than six students in a cohort, no data is supplied.

Spelling



Year Level	03	05
Exceeding	3	9
Strong	12	17
Developing	12	5
Needs Additional Support	2	1
Absent/Withdrawn	1	
Total	30	32

Data Source: Department for Education Assessment Data Holdings, 2023. When there are less than six students in a cohort, no data is supplied.

Preschool Attendance

	Term 1	Term 2	Term 3	Term 4
2020 centre	89.1%	80.7%	85.6%	92.2%
2021 centre	89.2%	92%	95%	81.6%
2022 centre	82.7%	89.5%	86.7%	92.6%
2023 centre	86.7%	85.7%	87.5%	84.4%
2020 state	89.1%	81.8%	84.6%	85.8%
2021 state	87.3%	85.3%	87.1%	84.5%
2022 state	83.6%	77.6%	77.9%	77.8%
2023 state	85.4%	82.9%	83.4%	81.4%

Based on attendances recorded in the two-week reference period each term. Data for eligible enrolments as described in the department's Enrolment policy. Attendance rates may differ to previous reporting with the transfer from calculations based on deemed attendance to actual attendance using booked hours divided by attended hours. Data Source: Department for Education Attendance Data, Semester 1 Report 2023. A blank cell indicates there were no students enrolled.

Note: Term 2 2020 data may not be available for all preschools.

School Attendance

Year Level	2021	2022	2023
Reception	92.0%	87.8%	89.3%
Year 01	93.1%	85.6%	92.1%
Year 02	94.6%	89.0%	89.9%
Year 03	92.0%	87.7%	90.2%
Year 04	93.6%	86.3%	90.6%
Year 05	91.4%	85.8%	91.6%
Year 06	91.9%	83.8%	91.4%
Year 07	91.4%		
Primary Other	89.3%	75.4%	92.6%
Total	92.1%	85.2%	91.0%

Data Source: Department for Education Attendance Data, Semester 1 Report 2023. A blank cell indicates there were no students enrolled. 'Primary Other' includes students enrolled in specialised education options. 'Secondary Other' includes students who have already spent a year at Year 12 and elected to undertake further study at Year 12.

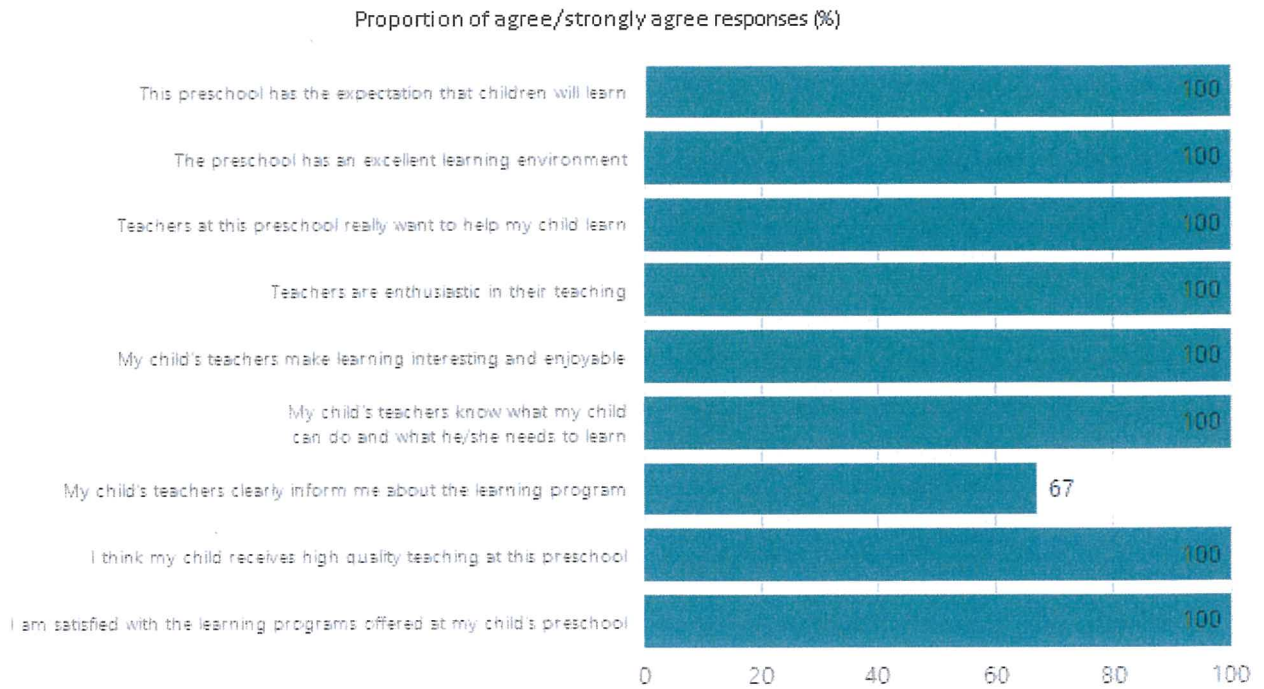
Attendance Comment

In South Australia, preschool attendance is not compulsory, but it is strongly encouraged. Preschool gives children the best opportunity to develop skills, which prepare them for school. These benefits include establishing positive routines and habits, friendships and connections as well as developing communication, problem-solving and creative skills. All children are entitled to access a preschool program over 4 terms the year before they start school.

In South Australia, all children and young people must be in school from 6 years to 16 years old. They must attend a government or non-government school full time. From age 16 to 17 however, young people must attend school or an approved learning program (such as an apprenticeship, traineeship, accredited course or university). Schools and parents must encourage and support students to come to school every day. Parents and caregivers must make sure their child is enrolled in a school, and attends school all day and every day it is open, unless a child is sick or has an approved exemption. Teachers and leaders actively follow up when a student misses school, including recording all absences and non-attendance. All schools in South Australia have local attendance procedures governed under the Education and Children's Services Regulations 2020.

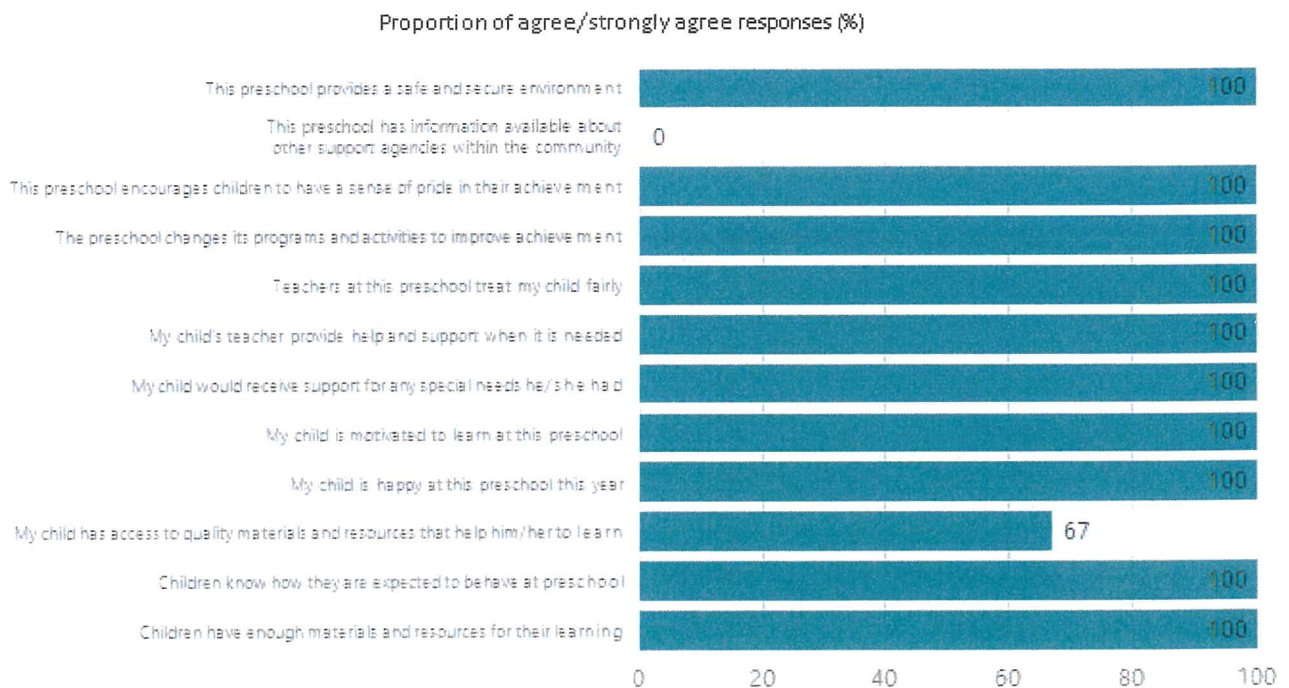
Preschool Family Opinion Survey

Quality of Teaching and Learning



Data Source: 2023 Department for Education Preschool Family Opinions Survey, Term 3 2023.

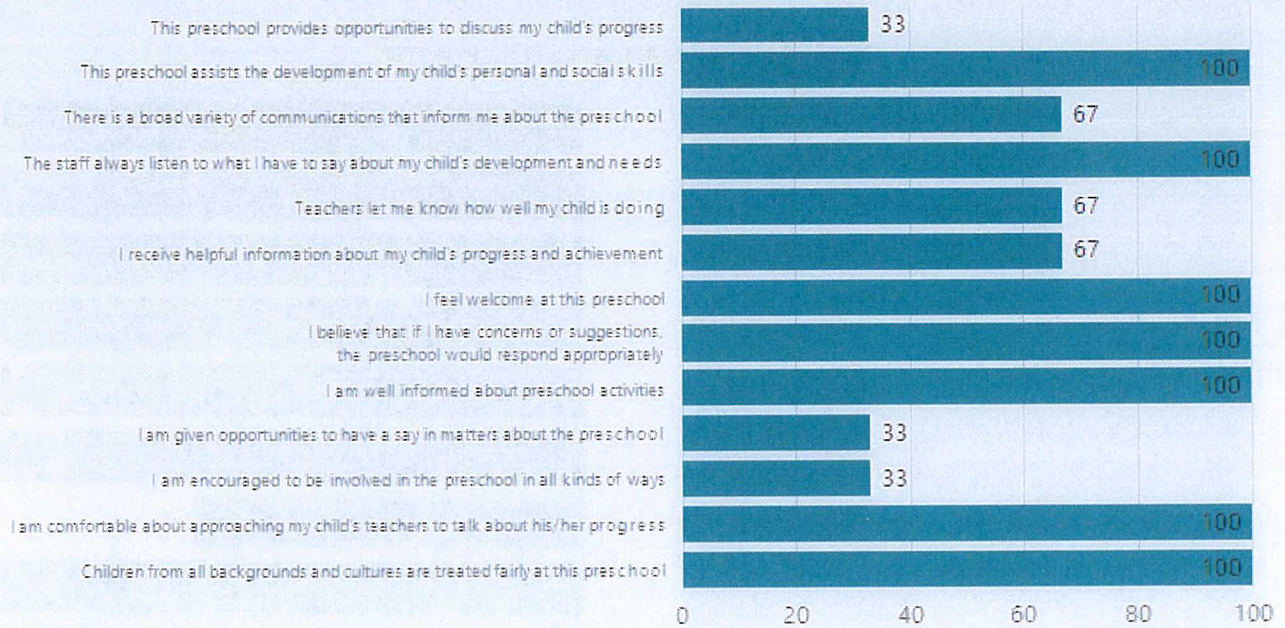
Support of Learning



Data Source: 2023 Department for Education Preschool Family Opinions Survey, Term 3 2023.

Relationships and Communication

Proportion of agree/strongly agree responses (%)



Data Source: 2023 Department for Education Preschool Family Opinions Survey, Term 3 2023.

Leadership and Decision Making

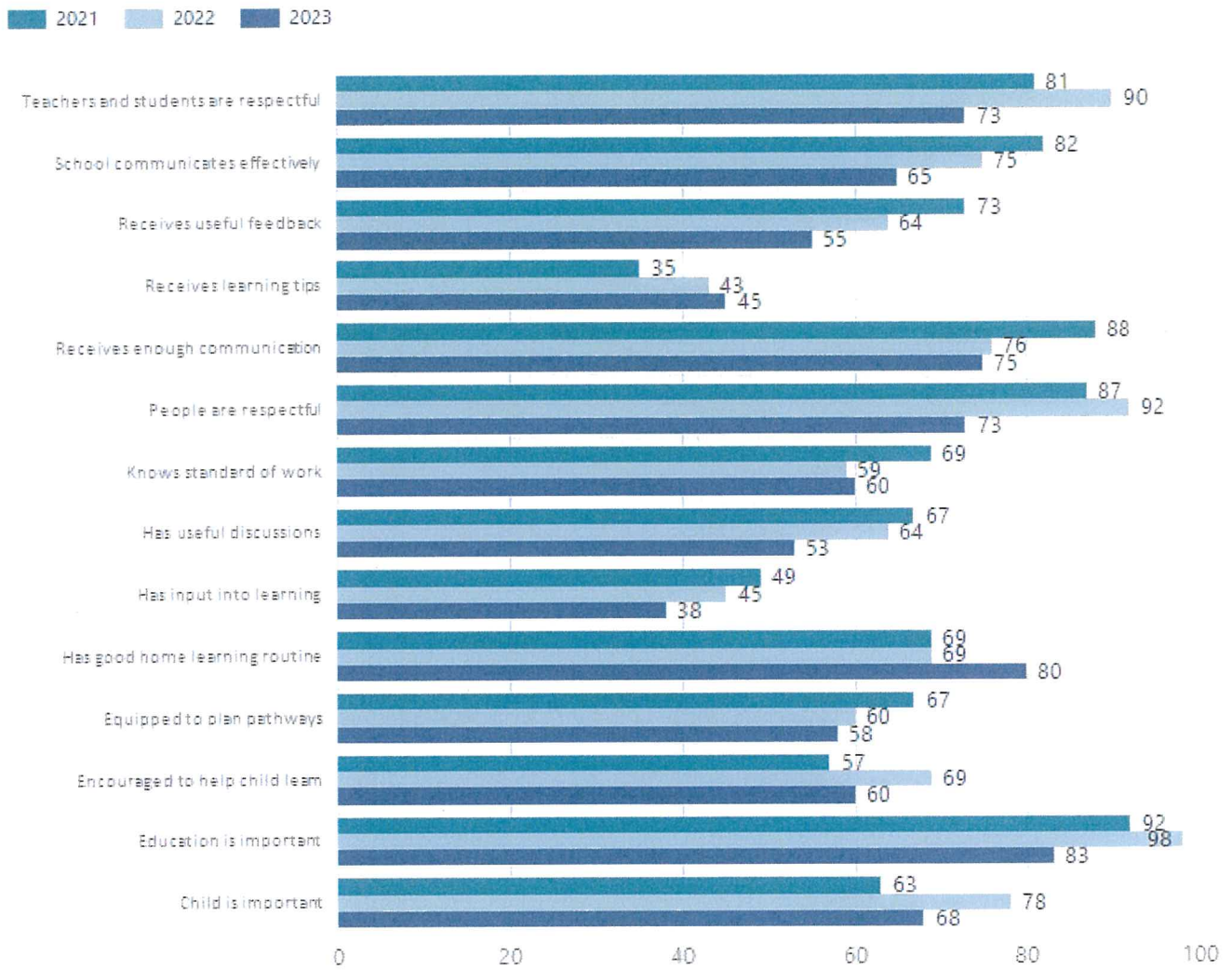
Proportion of agree/strongly agree responses (%)



Data Source: 2023 Department for Education Preschool Family Opinions Survey, Term 3 2023.

Parent Opinion Survey Results

Proportion of agree/strongly agree response(%)



Data Source: 2023 Department for Education Parent Opinions Survey, Term 3 2023.

Destination Schools

Feeder Schools (Site number - Name)	2021	2022	2023
0547 - Birdwood Primary School		3.5%	
1051 - Ridgehaven Primary School	90.9%	82.8%	82.0%
1090 - Redwood Park Primary School		3.5%	
1847 - Keithcot Farm Primary School		3.5%	
8006 - St Francis Xavier's Regional Catholic School		3.5%	6.0%
8385 - Saint David's Parish School	4.6%	3.5%	
9999 - Unknown	4.6%		

Note: The data is collected in term 3. It does not reflect actual schools enrolled in by existing preschool children. A blank cell indicates there was no data for students enrolled.

Data Source: Department for Education Destination Data Report, 2023.

Intended Destination

Leave Reason	Number
--------------	--------

Data Source: Department for Education Destination Data Report, 2023. Data extract term 3 2023. Data shows recorded destinations for students that left the school in the previous year. Data is uploaded by schools in term 3 and may not reflect final or total figures at time of report creation.

Highest Qualifications held by the teaching workforce and workforce composition

All teachers at this school are qualified and registered with the SA Teachers Registration Board.

Qualification Level	Number of Qualifications
Bachelor's degrees or Diplomas	11
Postgraduate Qualifications	8

Data Source: Data extracted from Mandatory Workforce Information Collections as on the last pay date of June 2023. As self-reported by staff in the system.

Please note: Data includes staff who are Actively employed and on extended paid leave. Please note only the highest qualification of the Teaching staff is reported. Excludes any number of other certifications earned.

Workforce composition including indigenous staff

	Teaching Staff		Non-Teaching Staff	
	Indigenous	Non-Indigenous	Indigenous	Non-Indigenous
Full-Time Equivalents	0.0	17.1	0.7	7.3
Persons	0.0	19.0	1.0	13.0

Data Source: Data extracted from Mandatory Workforce Information Collection as on the last pay date of June 2023.

Please note: Data includes staff who are actively employed and on extended paid leave. "Indigenous category" is self-reported by staff in the system.

Financial Statement

Funding Source	Amount
Grants: State	\$3,059,227.18
Grants: Commonwealth	\$10,000.00
Parent Contributions	\$64,582.00
Fund Raising	\$13,054.24
Other	\$107,570.88

Data Source: School supplied data.

